

Exploring Hokusai

© The Japan Society 2024

Task

You are going to design a print inspired by some of the natural elements featured in Hokusai's work.







Take another look at Hiroko Imada's print, which was inspired by water and its movement. Think about how she used lines, shapes and colour to represent this.



Naruto Whirlpools © Hiroko Imada 2021


Now notice the different shapes, lines and patterns used in Hokusai's prints below.

Choose water, clouds, or trees as inspiration for your own print and circle your choice.

Water		
Clouds		
Trees		

Now you are going to sketch out your design in the box below. Before you start, think about the following questions:

- What are the main shapes in your design? Where will you put them?
- What kinds of lines will you use? For example: thin, thick, curly, straight.
- What kinds of additional patterns or marks will you add to your design? (You can add these later, directly onto your polystyrene printing block).
- What colours could you use? Consider how different seasons or times of day affect your colour choice.



When you've finished, carefully trace over your design using tracing paper.