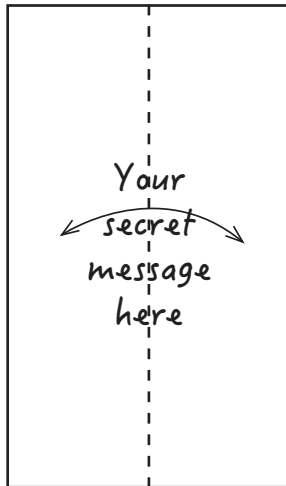
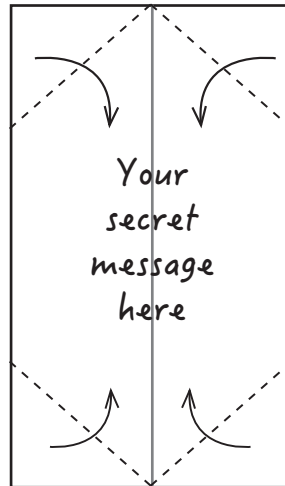


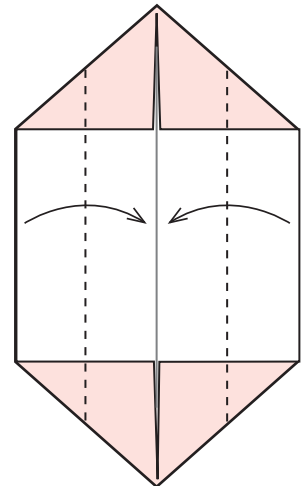
Origami Activity: Message Envelope




1. Fold paper in half to make a crease and unfold.




2. Fold corners in to meet centre line.



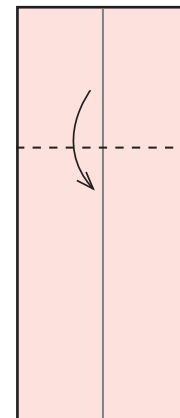
3. Fold in to meet centre line.



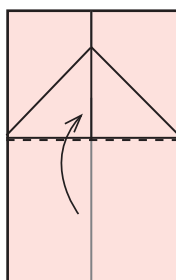
4. Fold in.



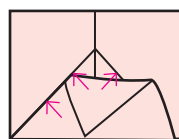
5. Flip over.



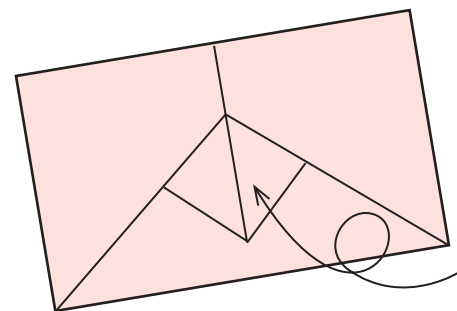
6. Fold down approximately 1/3 of the length.



7. Fold up.



8. Tuck under the flaps.



9. Done!