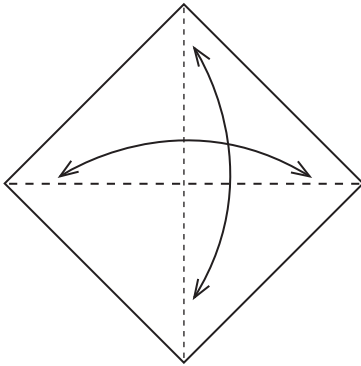
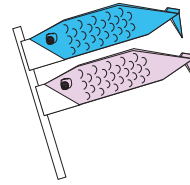
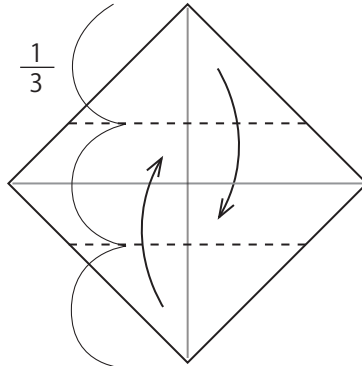




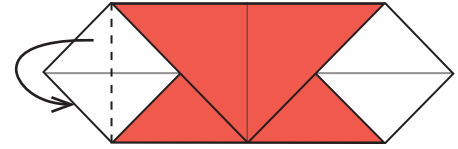
Koi Nobori



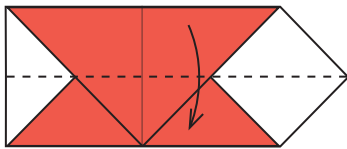
1. Fold in half to make a crease then unfold.



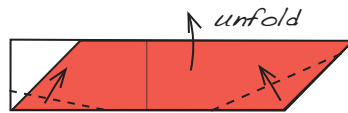
2. Fold in top and bottom, approximately $\frac{1}{3}$ of the length.



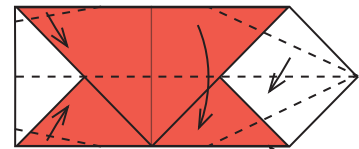
3. Fold backward.



7. Fold down




8. Fold in the dotted line to make a crease then unfold.



9. Fold in the dotted line then fold in half again.




10. Fold up to make a crease then unfold.



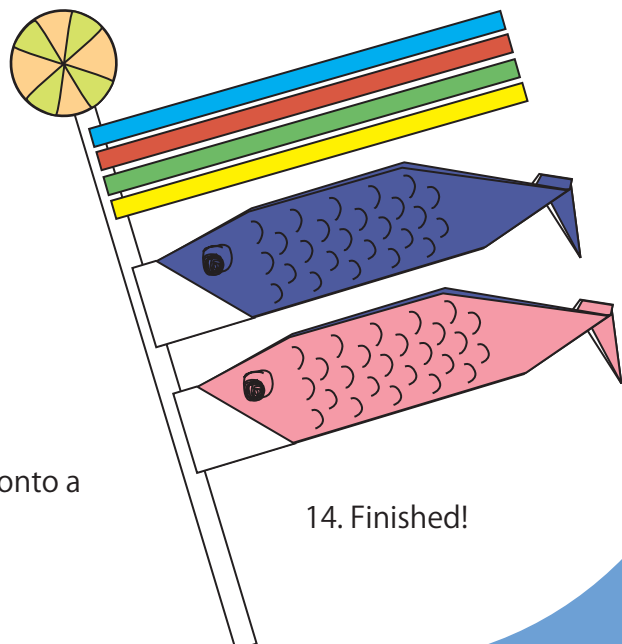
11. Tuck in and pocket fold in the dotted line.



12. Fold down to make a crease, then tuck in and pocket fold in the dotted line.



13. Draw the eyes and scales and glue onto a straw or stick with other decorations.



14. Finished!